




# Test Report Summary

## No B41-15-AE-I1 summary

### PRIME Certification Tests Cases for Service Nodes

<b>EQUIPMENT UNDER TEST</b>	PRIME Chipset
<b>MODEL</b>	STM32F4PLC - 1
<b>FIRMWARE VERSION</b>	A1.4.3
<b>CERTIFICATION SCOPE<sup>1</sup></b>	Chip (reference design)
<b>MANUFACTURER</b>	STMicroelectronics (Rousset) SAS
<b>APPLICANT</b>	STMicroelectronics (Rousset) SAS
<b>DATE OF RECEPTION</b>	02nd February 2015
<b>PRIME SPECIFICATION VERSION</b>	PRIME-Specs V1.3.6
<b>TEST CASE VERSION</b>	PRIME Certification Tests Cases for Service Nodes version 1.2
<b>DATE OF EXECUTION</b>	02nd February 2015 to 13th February 2015
<b>DATE OF ISSUE OF REPORT</b>	Brussels, 25 <sup>th</sup> February 2015



Responsible for tests	Head of EMC&Telecom Laboratory	PRIME Alliance Vice President
		
Marta Castro	Ibon Arechalde	Oscar Marquez

- \* This test report summary is granted on account of tests made at location of TECNALIA: Parque Tecnológico de Bizkaia. c/ Geldo. Edificio 700 E-48160 Derio – Bizkaia- Spain.
- \* The results of the present report apply only to the samples tested and the moment and conditions under which the measurements were performed.
- \* The complete results, including remarks and limitations, are laid down in our complete test report no. B41-15-AE-I1 which can be obtained at TECNALIA. The certificate and the test report are indivisible.
- \* The test report summary is issued by PRIME Alliance. It shall not be reproduced, in total or in part and in whatever way, without written permission of TECNALIA

<sup>1</sup> IMPORTANT: Remarks apply to the implementation of this function. See complete test report (ANNEX I) for full details